

Scaled data based on original data using
LM-79-08 Approved Method: Electrical and Photometric Measurements of Solid-
State Lighting Products

Test Report Prepared for
Cooper Lighting Solutions
(formerly Eaton)

Brand: INVUE

Report Number: P400792

Luminaire Tested: **ENT-SA1-740-U-T3-XXB**

Issue Date: 5/20/2020

Test Information

Test Method: LM-79-08
Report Number: P400792
TEST IS SCALED FROM IESNA LM-79-08 TEST DATA (G1-2004-754-13)
Test Lab: INNOVATION CENTER
Issue Date: 5/20/2020
Manufacturer: COOPER LIGHTING SOLUTIONS (FORMERLY EATON)
Product Line: INVUE
Catalog Number: ENT-SA1-740-U-T3-XXB
Description: ENTRI LED LUMINAIRE
(1) 70 CRI, 4000K LIGHTSQUARE IN BATTERY OPERATION WITH 16 LEDS AND TYPE III OPTICS
Light Source: -
Ballast/Driver: ELECTRONIC DRIVER

Summary

Lumens per Lamp: N/A
Luminaire Lumens: 786 lumens
Efficiency: N/A
Efficacy: 60.5 lumens/watt
Luminous Opening: Rectangular (W 0.5' x L: 0.5' x H: 0')
IES Classification: Type III - Short - Semi-Cutoff
BUG Rating: B0 - U0 - G0

Input Watts (W): 13
Input Voltage (V): NR
Input Current (Ain): NR
Voltage Rise (V): NR
Power Factor: NR
Total Harmonic Distortion (THDi): NR
Frequency (hertz): 60
Stabilization Time: NR
Operation Time: NR
Ambient Temperature (°C): NR
Test Distance: 25 FT

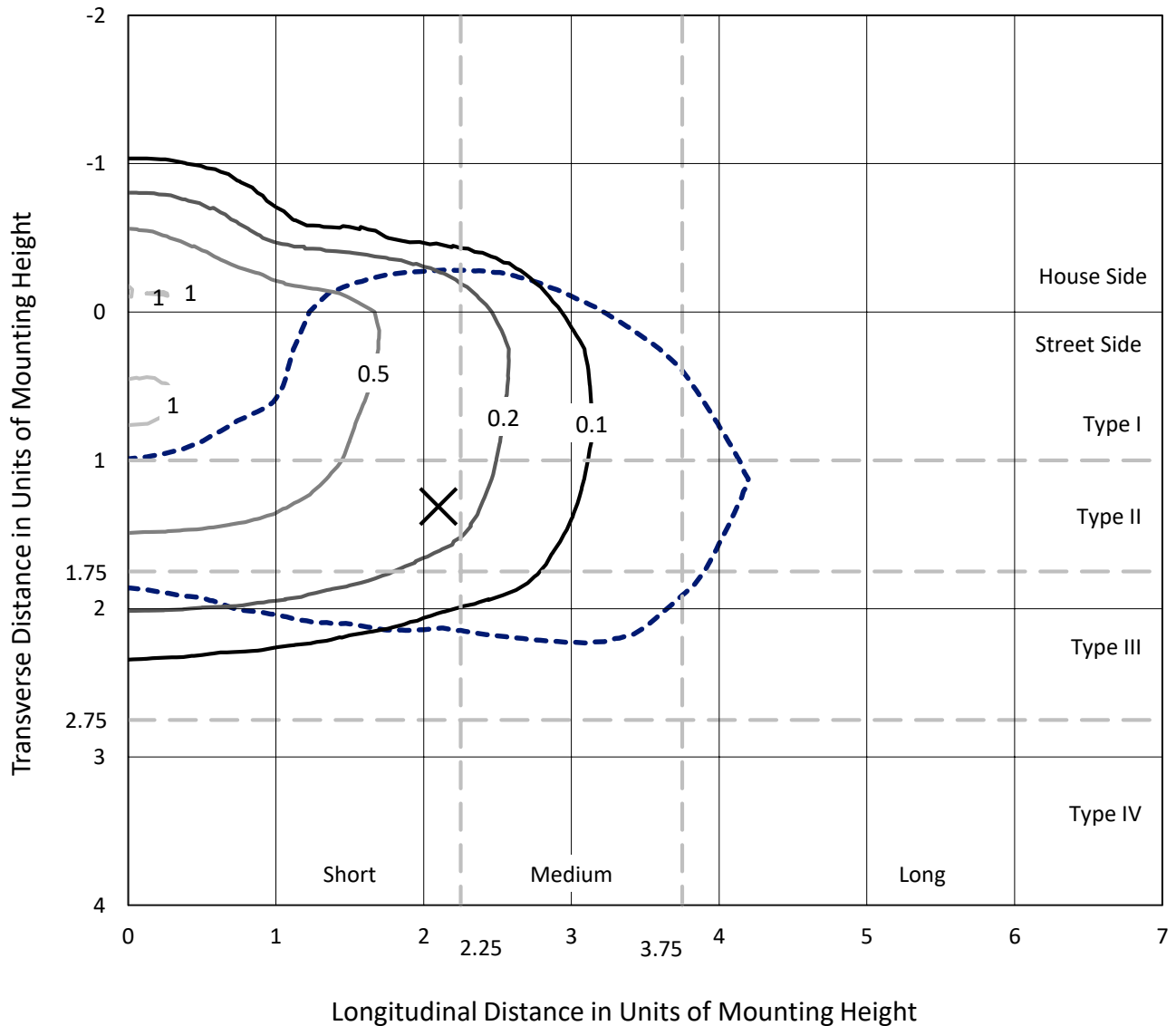


REPORT NUMBER: P400792

CATALOG NUMBER: ENT-SA1-740-U-T3-XXB

Iso-Footcandle Lines of Horizontal Illumination

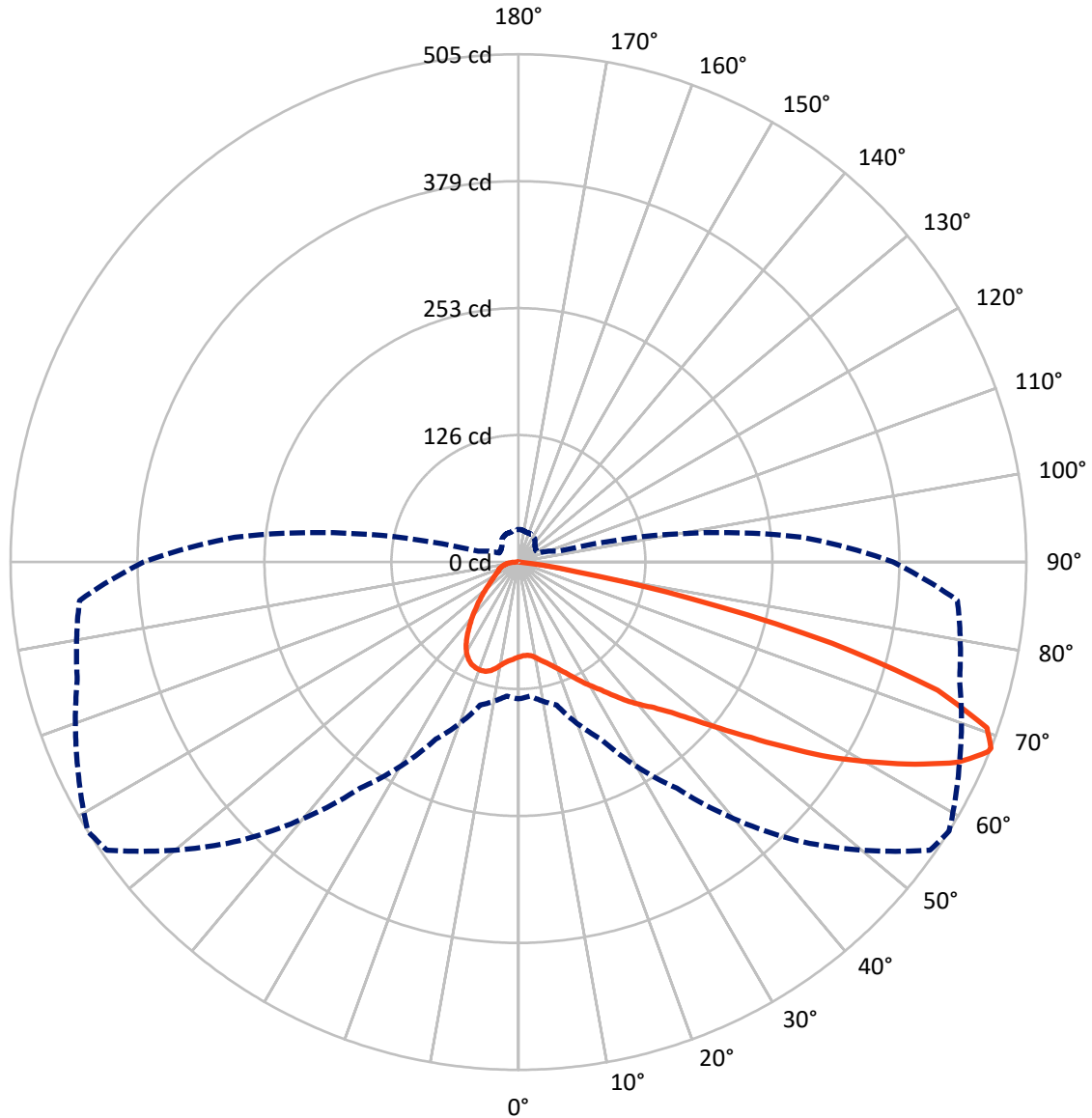
× Max cd
 - - - 1/2 Max cd



Based on 10 foot mounting height. Maximum calculated value = 1 fc
 Type III - Short - Semi-Cutoff

REPORT NUMBER: P400792
CATALOG NUMBER: ENT-SA1-740-U-T3-XXB

Luminous Intensity Polar Plot



— Vertical Plane Through 58-Deg Lateral - - - Horizontal Cone Through 68-Deg Vertical

REPORT NUMBER: P400792

CATALOG NUMBER: ENT-SA1-740-U-T3-XXB

FLUX DISTRIBUTION:

		Downward	Upward	Total
House Side	Lumens	184.0	0.0	184.0
	% Fixture	23.4	0.0	23.4
Street Side	Lumens	602.0	0.0	602.0
	% Fixture	76.6	0.0	76.6
Total	Lumens	786.0	0.0	786.0
	% Fixture	100.0	0.0	100.0

Coefficient of Utilization

ZONAL LUMENS:

Zone	Lumens	% Fixture
0°-10°	9.3	1.2
10°-20°	30.4	3.9
20°-30°	54.7	7.0
30°-40°	80.3	10.2
40°-50°	117.8	15.0
50°-60°	176.1	22.4
60°-70°	205.9	26.2
70°-80°	101.5	12.9
80°-90°	9.9	1.3
90°-100°	0.0	0.0
100°-110°	0.0	0.0
110°-120°	0.0	0.0
120°-130°	0.0	0.0
130°-140°	0.0	0.0
140°-150°	0.0	0.0
150°-160°	0.0	0.0
160°-170°	0.0	0.0
170°-180°	0.0	0.0
0°-90°	786.0	100.0
0°-180°	786.0	100.0



REPORT NUMBER: P400792

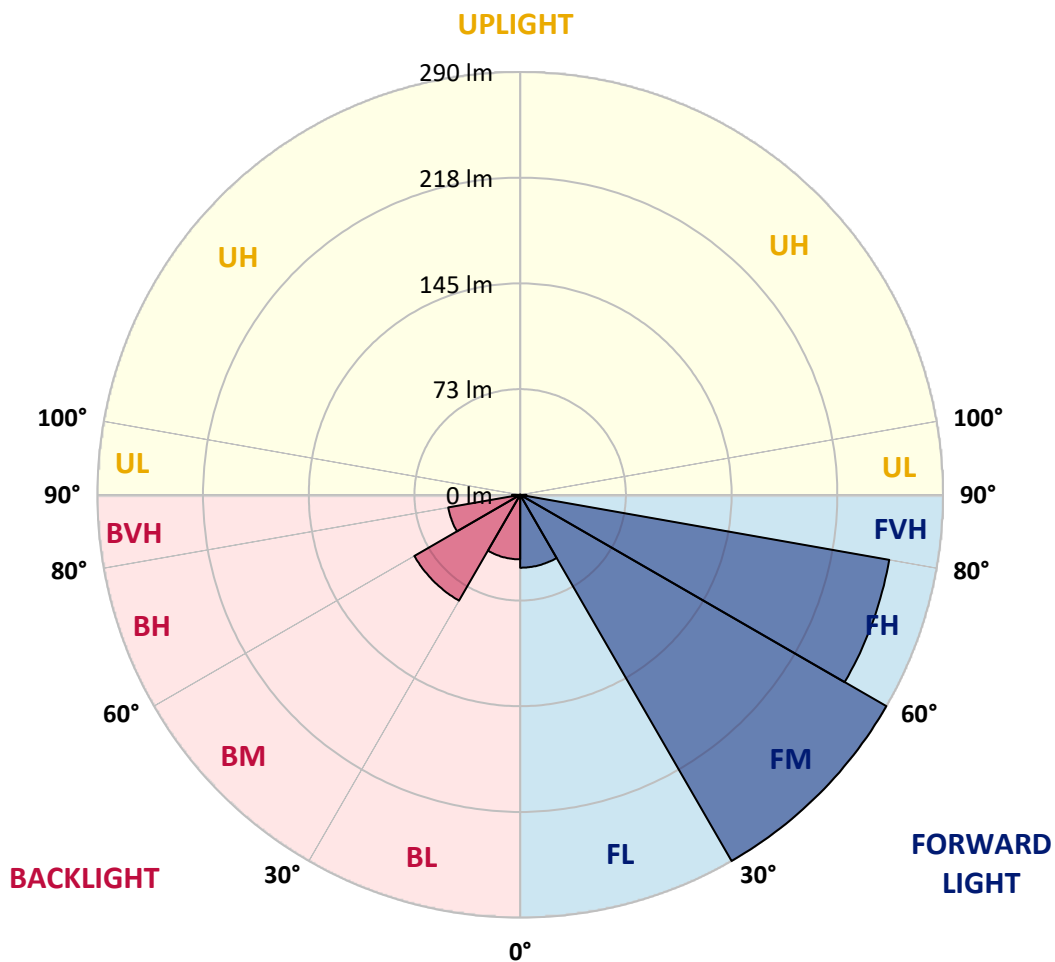
CATALOG NUMBER: ENT-SA1-740-U-T3-XXB

LUMINAIRE CLASSIFICATION SYSTEM LUMEN TABLE AND BUG RATING:

Zone		Lumens	% Fixture	Zone Rating/Lumen Limit		
				B	U	G
FL	(0°-30°)	50.1	6.4			
FM	(30°-60°)	290.3	36.9			
FH	(60°-80°)	257.3	32.7			G0/660
FVH	(80°-90°)	4.3	0.5			G0/10
BL	(0°-30°)	44.3	5.6	B0/110		
BM	(30°-60°)	83.9	10.7	B0/220		
BH	(60°-80°)	50.1	6.4	B0/110		G0/110
BVH	(80°-90°)	5.6	0.7			G0/10
UL	(90°-100°)	0.0	0.0		U0/0	
UH	(100°-180°)	0.0	0.0		U0/0	

BUG Rating: B0-U0-G0

Type III Short





REPORT NUMBER: P400792

CATALOG NUMBER: ENT-SA1-740-U-T3-XXB

CANDELA DISTRIBUTION (FULL):

	0°	5°	15°	25°	35°	45°	55°	58°	65°	75°	85°
0°	94.4	94.4	94.4	94.4	94.4	94.4	94.4	94.4	94.4	94.4	94.4
2.5°	92.1	92.1	92.4	92.5	92.7	93.0	93.2	93.3	93.6	94.1	94.3
5°	91.3	91.4	91.6	91.8	92.1	92.5	92.9	93.1	93.6	94.5	95.0
7.5°	93.1	93.4	93.5	93.6	93.7	94.1	94.1	94.2	94.7	95.6	96.4
10°	95.9	96.1	96.5	96.8	97.1	97.4	96.7	96.8	97.0	97.9	99.0
12.5°	99.5	99.5	99.7	100.1	100.4	101.1	100.4	100.4	100.4	101.2	102.5
15°	103.6	103.4	103.4	103.8	103.9	104.4	104.0	104.0	104.5	105.3	106.6
17.5°	108.2	108.5	108.2	108.0	107.7	107.9	108.1	108.3	109.2	110.4	111.2
20°	114.9	115.5	115.2	114.4	112.9	112.3	113.0	113.5	115.2	116.7	116.8
22.5°	125.6	125.2	124.9	123.4	120.5	118.8	118.9	119.5	122.3	124.5	123.4
25°	135.4	135.8	135.8	133.6	129.8	126.2	126.5	126.9	129.6	131.6	128.6
27.5°	147.4	147.2	147.1	144.1	139.6	136.1	134.2	135.1	137.1	137.9	132.1
30°	159.8	160.7	159.8	155.6	151.3	146.9	143.1	142.9	143.9	143.8	136.3
32.5°	174.7	174.0	173.6	168.8	163.4	157.5	152.8	152.0	151.5	150.7	141.3
35°	186.3	187.2	187.2	183.1	176.7	170.9	163.5	162.9	161.6	159.0	147.7
37.5°	199.9	199.6	200.4	195.6	189.2	183.6	176.8	174.9	172.0	168.3	155.4
40°	213.1	213.7	215.4	209.6	203.8	199.4	189.8	186.4	181.9	178.5	166.6
42.5°	231.3	232.0	232.7	227.8	220.9	217.0	202.1	197.8	195.3	194.6	181.4
45°	253.2	254.5	255.1	250.7	246.7	237.3	217.5	213.6	210.8	213.7	201.6
47.5°	274.3	273.6	276.1	276.0	276.5	265.2	239.8	233.9	231.3	238.5	224.8
50°	286.1	287.1	292.6	298.2	306.0	297.9	265.6	259.7	256.6	265.6	252.0
52.5°	292.3	293.6	300.9	316.6	333.2	329.4	296.7	290.1	287.4	296.2	281.2
55°	292.8	293.6	303.5	327.8	354.0	355.2	332.1	325.9	322.2	327.9	313.0
57.5°	283.7	281.4	298.4	329.5	367.2	382.1	371.1	366.6	356.4	362.5	352.5
60°	267.5	269.8	286.5	322.7	372.8	403.0	410.1	403.3	391.5	394.0	395.1
62.5°	242.9	245.8	263.2	306.9	368.3	420.8	446.3	442.9	426.9	425.6	427.6
65°	207.9	206.1	225.4	272.3	347.0	426.7	481.7	480.3	461.3	445.8	446.6
67.5°	149.9	148.3	161.8	210.2	289.4	404.7	500.6	503.8	482.0	454.7	442.9
68°	136.1	133.8	147.3	194.3	274.6	391.9	499.6	505.1	483.6	454.2	438.2
70°	78.4	74.6	87.7	126.8	202.2	329.9	479.4	494.5	480.0	443.5	408.1
72.5°	24.6	24.6	33.9	51.3	99.2	208.8	410.1	435.9	439.0	403.1	339.1
75°	15.4	15.4	17.7	24.3	39.5	88.6	282.9	322.2	348.8	339.4	247.3
77.5°	10.4	10.2	11.7	15.0	22.1	28.4	142.0	174.5	213.4	231.7	144.7
80°	5.7	5.8	7.2	9.0	12.5	13.2	41.7	58.9	93.9	110.1	54.9
82.5°	3.3	3.2	3.5	4.0	5.5	5.7	12.0	14.7	24.6	22.8	14.7
85°	0.0	0.1	0.1	0.1	0.2	0.5	1.5	2.3	3.7	5.2	3.6
87.5°	0.0	0.0	0.0	0.0	0.1	0.1	0.2	0.2	0.2	0.2	0.3
90°	0.0	0.0	0.0	0.0	0.0	0.0	0.0	0.0	0.0	0.0	0.0



REPORT NUMBER: P400792

CATALOG NUMBER: ENT-SA1-740-U-T3-XXB

CANDELA DISTRIBUTION (continued):

	90°	95°	105°	115°	125°	135°	145°	155°	165°	175°	180°
0°	94.4	94.4	94.4	94.4	94.4	94.4	94.4	94.4	94.4	94.4	94.4
2.5°	94.5	94.8	95.4	95.8	96.0	95.8	96.6	96.5	96.7	96.7	96.9
5°	95.5	95.9	96.9	97.5	98.0	98.2	99.1	99.3	99.8	100.0	99.9
7.5°	96.9	97.5	98.7	99.7	100.4	101.0	102.4	103.1	103.7	103.9	104.2
10°	99.5	100.3	101.6	102.8	103.9	104.7	105.9	106.8	107.4	107.7	107.9
12.5°	103.1	103.9	105.6	107.2	108.4	108.9	108.8	108.5	108.5	108.4	108.5
15°	107.1	108.0	110.1	111.6	111.7	110.3	108.3	107.3	107.1	107.1	107.2
17.5°	111.8	112.9	114.3	115.1	113.0	109.5	107.2	106.2	106.0	105.9	105.7
20°	117.2	117.9	118.3	117.2	112.6	108.5	105.9	104.5	103.4	103.3	102.8
22.5°	122.9	122.7	122.2	118.2	111.4	106.2	102.6	100.0	98.6	98.4	98.0
25°	127.1	126.2	124.6	118.4	109.2	102.5	97.4	93.2	91.3	90.4	90.7
27.5°	129.8	128.0	125.1	117.3	105.4	96.8	89.6	84.1	81.3	80.9	81.2
30°	133.1	130.2	125.6	114.6	99.9	88.8	79.4	73.9	72.3	71.6	71.8
32.5°	137.1	133.2	127.0	110.4	93.0	79.5	69.3	65.4	63.7	62.2	62.7
35°	142.2	137.4	129.3	104.5	84.2	69.6	62.0	58.5	55.3	53.8	53.9
37.5°	148.3	142.8	131.3	97.6	74.6	62.1	55.8	51.6	47.6	44.7	44.1
40°	157.9	153.4	132.9	89.9	65.5	56.0	49.6	44.9	41.2	38.2	37.9
42.5°	174.1	166.3	133.0	80.7	57.7	50.7	44.6	39.4	35.2	32.7	32.6
45°	193.1	181.0	130.7	70.8	50.9	45.4	40.1	34.2	31.8	30.2	30.0
47.5°	215.6	197.9	125.7	61.6	45.1	40.3	35.5	31.9	30.2	29.0	29.0
50°	241.2	217.8	120.6	53.7	39.5	36.1	32.8	31.0	29.6	28.5	28.4
52.5°	270.2	241.2	119.0	45.7	34.9	32.3	31.9	30.2	29.1	28.3	28.1
55°	304.8	267.6	120.5	39.4	31.3	30.7	31.4	30.0	29.2	28.0	27.7
57.5°	344.7	293.3	118.9	34.1	28.8	29.3	30.7	30.0	29.3	27.8	27.3
60°	382.4	316.2	107.7	29.7	26.3	27.5	29.9	29.0	28.0	27.7	27.4
62.5°	402.6	323.7	85.8	26.3	24.5	25.8	28.4	27.3	26.7	27.4	27.5
65°	402.8	315.2	63.1	23.8	22.9	24.3	27.0	26.7	27.1	28.9	29.2
67.5°	380.4	289.5	44.6	21.5	21.4	23.0	27.7	29.9	30.2	31.9	31.9
68°	372.7	283.2	41.4	21.2	21.1	23.0	28.2	30.4	30.6	32.3	32.2
70°	330.6	239.4	30.0	19.9	20.5	24.7	31.2	31.9	30.6	32.5	32.4
72.5°	258.4	177.0	22.4	18.4	19.5	24.4	31.4	30.6	28.6	29.1	28.5
75°	174.6	112.8	18.4	16.9	17.3	20.6	28.5	28.9	26.6	26.1	25.5
77.5°	91.4	52.9	14.9	15.0	15.5	17.9	25.5	26.2	24.1	22.8	22.6
80°	33.7	21.0	12.2	13.3	13.5	15.7	21.8	23.0	21.1	20.1	19.9
82.5°	12.3	10.4	10.1	11.6	11.4	13.4	19.1	20.0	17.9	16.9	16.4
85°	3.4	3.8	6.4	9.1	8.9	10.4	15.4	16.1	14.4	11.9	11.5
87.5°	0.2	0.8	2.5	5.4	5.6	6.5	11.1	12.2	10.6	8.8	8.7
90°	0.0	0.0	0.0	0.0	0.0	0.0	0.0	0.0	0.0	0.0	0.0

(END OF REPORT)